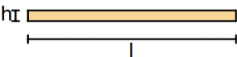
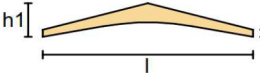
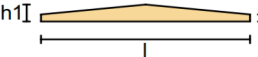
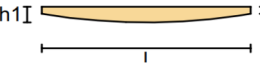



Bindertypen Brettschichtholz

Bindertypen I

| Parallelbinder | Satteldachbinder | Trapezbinder | Fischbauchbinder | Pulldachbinder |
|---|--|---|---|---|
|  |  |  |  |  |
| $l = 10 - 25 \text{ m}$ | $l = 10 - 45 \text{ m}$ | $l = 10 - 45 \text{ m}$ | $l = 20 - 45 \text{ m}$ | $l = 10 - 25 \text{ m}$ |
| | $DN = 3 - 20^\circ$ (Transporthöhe/ -breite beachten) | $DN = 1 - 4^\circ$ | $DN = 0 - 25^\circ$ | $DN = 1 - 4^\circ$ |
| $e = 4 - 8 \text{ m}$ | $e = 4 - 8 \text{ m}$ | $e = 4 - 8 \text{ m}$ | $e = 4 - 8 \text{ m}$ | $e = 2 - 6 \text{ m}$ |
| $b = 8 - 24 \text{ cm (26cm)}$ | $b = 10 - 24 \text{ cm (26cm)}$ | $b = 10 - 24 \text{ cm (26cm)}$ | $b = 10 - 24 \text{ cm (26cm)}$ | $b = 8 - 24 \text{ cm (26cm)}$ |
| $h = l/16 \text{ bis } l/20$ | $h1 = l/14 \text{ bis } l/18$ $h2 = l/24 \text{ bis } l/32$ | $h1 = l/16$ $h2 = l/30 \text{ bis } l/40$ | $h1 = l/16$ $h2 = l/30$ | $h1 = l/30$ |
| F 30 problemlos F 60 mit Mehrkosten | F 30 problemlos F 60 mit Mehrkosten | F 30 problemlos F 60 mit Mehrkosten | F 30 problemlos F 60 mit Mehrkosten | F 30 problemlos F 60 mit Mehrkosten |
| GL24h, GL28c GL30c | GL24h, GL28c GL30c | GL24h, GL28c GL30c | GL24h, GL28c GL30c | GL24h, GL28c GL30c |